

River Falls Building Activity Dashboard

Report as of January 23, 2012

New Construction Permits: Residential

<i>Building Activity</i>	<i>Dec. 2011 Total # of Permits</i>	<i>Dec. 2011 Monthly Permit Value</i>	<i>2011 YTD Total # of Permits</i>	<i>2011 YTD Permit Value</i>	<i>5-yr. Annual Average</i>
Single Family	3	\$ 330,000	17	\$ 2,485,000	\$ 6,197,641
Duplex	0	\$ -	0	\$ -	\$ 62,600
Multi-family	1	\$ 675,000	2	\$ 2,175,000	\$ 4,845,216
Additions/alterations/accessory	5	\$ 65,500	94	\$ 709,648	n/a
Miscellaneous	1	\$ 2,000	14	\$ 19,425	n/a
TOTAL	10	\$ 1,072,500	127	\$ 5,389,073	\$ 11,105,457

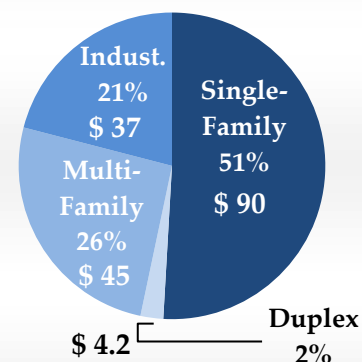
New Construction Permits: Non-Residential

<i>Building Activity</i>	<i>Dec. 2011 Total # of Permits</i>	<i>Dec. 2011 Monthly Permit Value</i>	<i>2011 YTD Total # of Permits</i>	<i>2011 YTD Permit Value</i>	<i>5-yr. Annual Average</i>
Industrial	0	\$ -	3	\$ 1,925,900	\$ 6,197,641
Additions/alterations//accessory	1	\$ 3,000	15	\$ 3,929,224	n/a
Miscellaneous	1	\$ 5,000	15	\$ 224,000	n/a
TOTAL	2	\$ 8,000	33	\$ 6,079,124	\$ 6,197,641

Permit Overview 2002 – 2011

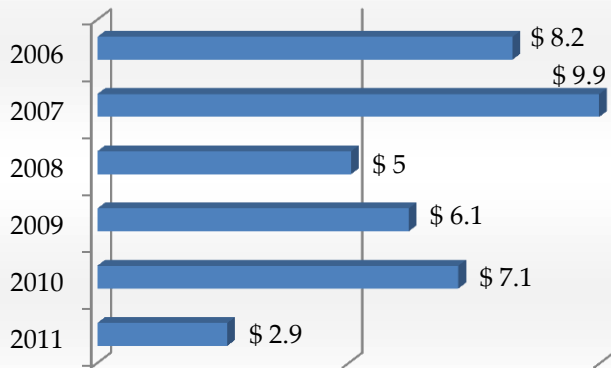
<i>Building Activity</i>	<i>Total No. of Permits</i>	<i>Total Permit Value</i>
Single Family	559	\$ 90,147,229
Duplex	19	\$ 4,269,000
Multi-family	61	\$ 44,949,414
Industrial	36	\$ 37,289,084
TOTAL	675	\$ 176,654,727

2002 – 2011 Value of New Construction Permits (in millions of \$)



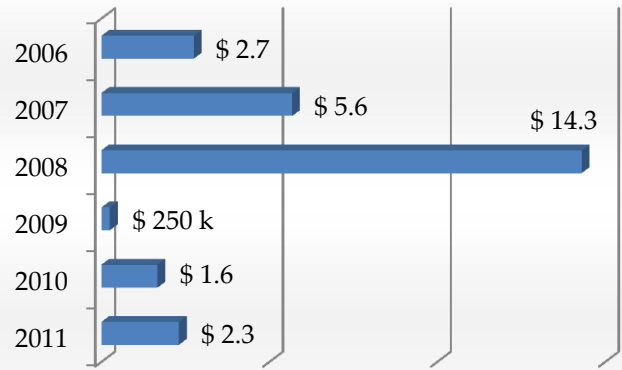
River Falls Building Activity Dashboard

Value of Single-Family Residential Permits
(in millions of \$)



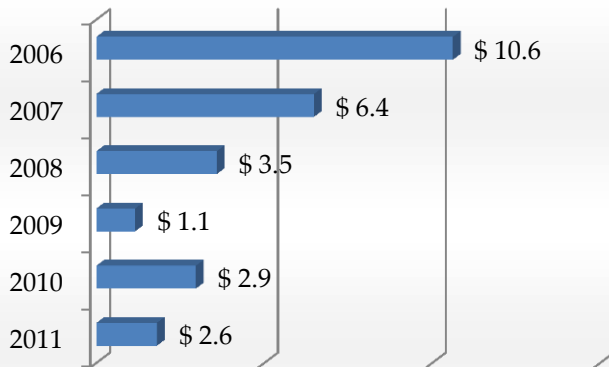
5-yr Annual Average \$6,197,641

Value of Non-Residential Construction Permits (in millions of \$)



5-yr Annual Average \$4,845,216

Value of Multi-family Residential Construction Permits
(in millions of \$)



5-yr Annual Average \$3,197,003

5-Year Annualized Value of Total New Construction Permits

Year	Residential Construction Yearly Avg.	Industrial Construction Yearly Avg.
2002 - 2006	\$ 18,415,884	\$ 2,612,601
2003 - 2007	\$ 18,026,212	\$ 3,163,489
2004 - 2008	\$17, 531,741	\$ 5,520,289
2005 - 2009	\$ 14,864,038	\$ 4,598,000
2006 - 2010	\$ 12,395,077	\$ 4,933,000
2007 - 2011	\$ 9,529,244	\$ 4,937,659

For More Information Contact River Falls Development Staff:

Buddy Lucero – Planning & Development Director, (715) 426-3423

Joe Lenzen – Building Inspection/Permitting, (715) 426-3427

Tony Steiner – Planner/Zoning/Code Quality, (715) 426-3424

Dave Hovel – Development Service Representative, (715) 426-3426

For further details, visit: http://www.rfcity.org/commdev_buildingrental.asp