
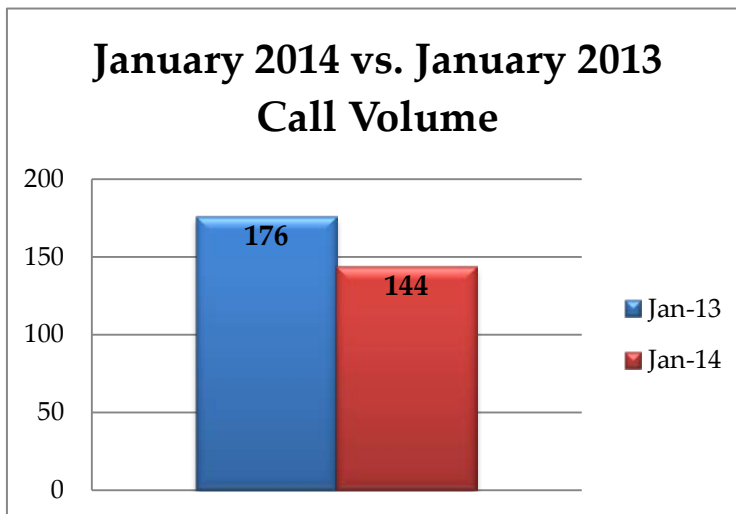
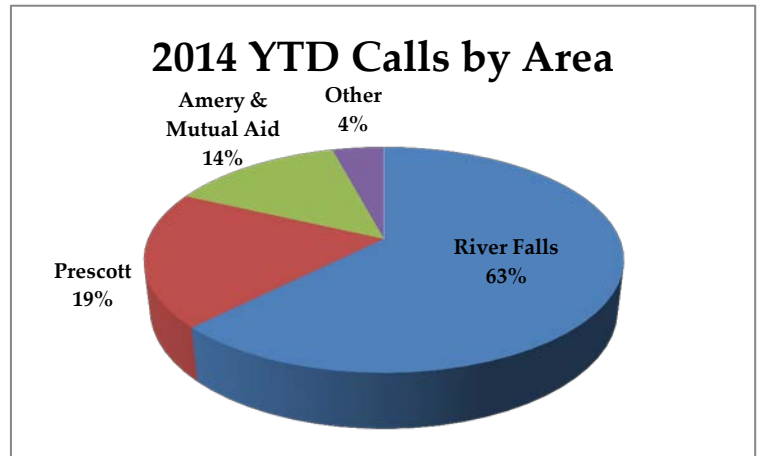
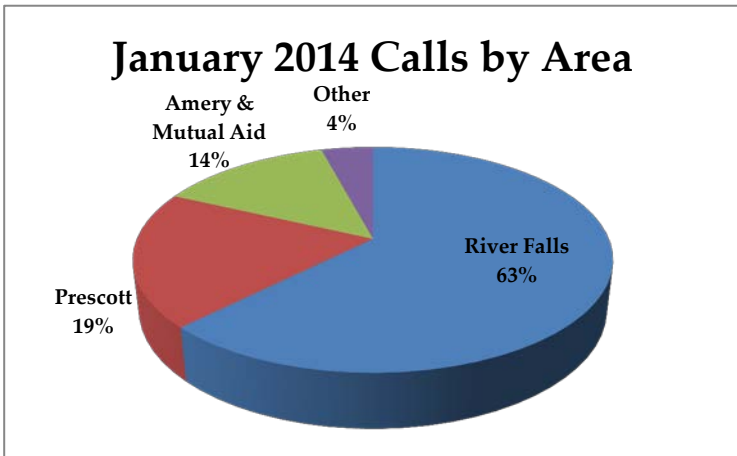
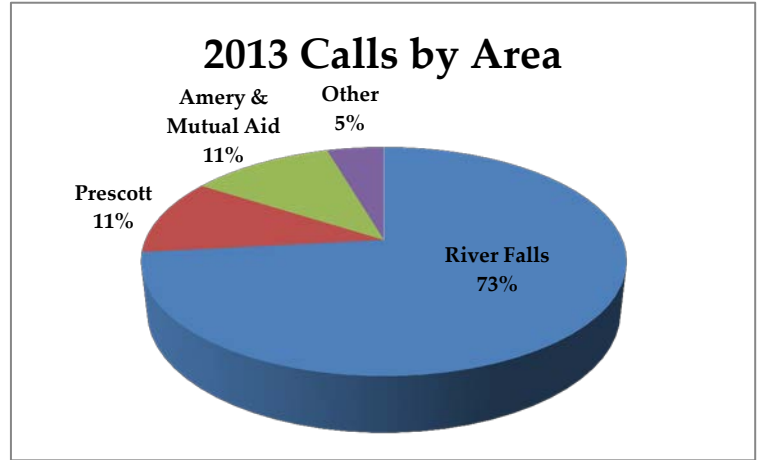
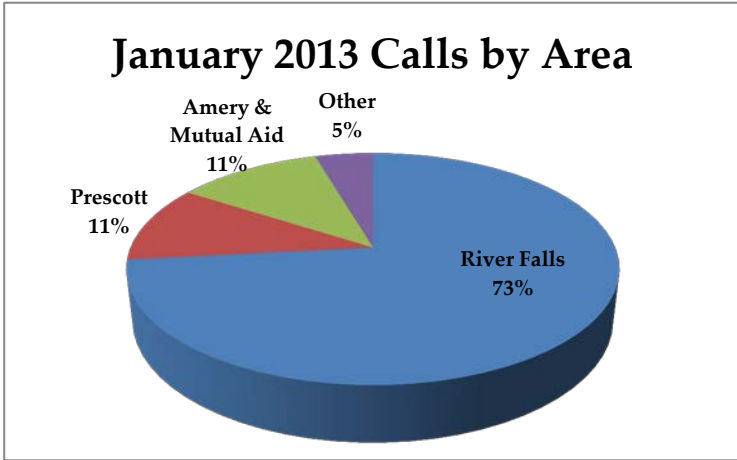


River Falls Ambulance Dashboard

For January 2014

Calls by Service Area



River Falls Ambulance Dashboard

Efficiency

Unit Hour Utilization

The hours equipped ambulance units are spent on calls. The target number reflects optimal utilization time, with under and over-utilization at a deviation of 0.011. The optimal range is between 0.154 and 0.164.

Unit Hour Utilization		
	Score	Target
Jan-14	0.153	0.159
YTD	0.153	0.159

Effectiveness

Response Time Reliability

How quickly the Service responds to its calls. The target number reflects that 80% of 911 calls should be responded to at 10 minutes and 59 seconds or faster.

Type	Percent of Calls	Target	Jan.	YTD
911*	80%	0:10:59	0:09:00	0:09:00
Transfers*	80%	0:10:59	0:09:00	0:09:00
Prescott*	80%	0:17:59	0:22:00	0:22:00
Amery	90%	0:57:59	1:06:07	1:06:07

*Note: Calls longer than 30 minutes are dropped from data

Fiscal Management

Three financial benchmarks are used to measure the fiscal management of the Ambulance Service. Please note that by the end of January, 8% of the fiscal year has elapsed.

Fiscal Measure	Actual	Target/Benchmark
YTD Net Position	+\$45,276	Maintain Positive Cash Flow
Revenue	9.91%	Greater than 8%
Expenses	7.79%	Less than 8%

For more information please contact: Jeff Rixmann
(715) 425-0370 or jrixmann@rfcity.org